

# Marween

**SUMMER 2018**



**FREE ART  
PROGRAMS!**

# ABOUT MARWEN

Marwen educates and inspires young people from under-resourced communities and schools through the visual arts and college and career programming. By enrolling in Marwen, students are introduced to a high-quality arts education, meet like-minded peers, and receive critical college and career prep to reach their full potential. And it's completely free.

## REQUIREMENTS

Marwen is **FREE** of charge and welcomes all students who:

- Are from under-resourced schools and/or communities
- Cannot afford to pay for art courses elsewhere
- Live within the city limits of Chicago
- Are in grades 6 - 12 (students entering 6th grade in the fall are not eligible until fall 2018)
- Self-elect to attend and actively participate
- Can make art independently for up to 3 hours, for 10 classes

To participate in Marwen's programs, a student must meet **all** eligibility requirements.

## PROGRAM SCHEDULE

Summer term courses meet every day for 2.5 hours, Monday through Friday, for 2 weeks (10 class sessions).

- Session 1 begins Monday, June 25 and continues through Friday, July 6\*
- Session 2 begins Monday, July 9 and continues through Friday, July 20
- Session 3 begins Monday, July 23 and continues through Friday, August 3

*\*There will be no classes on Wednesday, July 4. Marwen will be closed in observance of the holiday.*

## ATTENDANCE POLICY

- Attendance at all scheduled classes is mandatory.
- If you do not attend a scheduled class or are more than 30 minutes late, you will be marked absent.
- If you are absent from more than two classes in the 10 day course, you will be dropped and not allowed to return to that course for the remainder of the term.
- It is your responsibility to communicate with Marwen about your reason(s) for being absent.
- If you are regularly dropped for absences, you could lose your early registration privileges or be required to take a term off from Marwen programs.

## ENRICHMENT CREDIT

Do you need enrichment credit for school? Marwen's registrars are happy to provide a letter or transcript and complete any forms you need to receive enrichment credit for your participation in our programs. Forms must be provided to the registrars.

# HOW TO REGISTER

## NEW STUDENT ORIENTATION & REGISTRATION

**SATURDAY, JUNE 9, 2018**

**6 - 8 Graders | 10 AM**

**9 - 12 Graders | 2 PM**

To register for your first course you **MUST** attend orientation accompanied by a parent or legal guardian. If a parent is unable to accompany you, call 312.374.2971. Students **MUST** be present for orientation, no exceptions. We encourage early arrival; courses fill on a first-come, first-served basis. Orientation lasts approximately two hours and starts promptly at the designated time. Late entry is not permitted. After your first term, you will be eligible for early online registration with all other returning students.

If you are unable to make it to orientation, call 312.374.2971 to set up an appointment.

## RETURNING STUDENT ONLINE REGISTRATION

**WEDNESDAY, MAY 2, 2018 | 3 PM**

Register online at [registration.marwen.org](https://registration.marwen.org)

Register early — courses fill quickly! All requests must be submitted online. If you forgot your password, click on "Forgot Password?" If you forgot the username or email address associated with your account, contact the registrars. Once you are logged on, you will be able to update your personal information, select courses, and submit your request. If you do not have access to a computer, you are welcome to use the ones in Marwen's Family Lounge.

### QUESTIONS?

Contact our registrars,  
se habla español:

Barbara at

[bbanda@marwen.org](mailto:bbanda@marwen.org)

312.374.2971

Karen at

[kquinteros@marwen.org](mailto:kquinteros@marwen.org)

312.374.2911

## SOBRE MARWEN

La misión de Marwen es educar e inspirar a jóvenes de bajos recursos en Chicago a través del arte. Registrándose en Marwen, su hijo/hija puede recibir clases de arte de alta calidad, conocer a otros estudiantes interesados en arte, y recibir apoyo para alcanzar sus metas académicas y profesionales. Todo lo que ofrecemos es completamente gratis.

### REQUISITOS

Marwen es un programa **GRATIS** y le da la bienvenida a todos los estudiantes que:

- Vienen de una comunidad o escuela de bajos recursos
- No pueden pagar para cursos de arte en otros lugares
- Viven entre los límites de la ciudad de Chicago
- Estudian en grados 6 - 12 (estudiantes en 5to grado no pueden tomar clases hasta el otoño de 6to grado)
- Independientemente escogen tomar clases y participar en nuestro programa
- Pueden trabajar independientemente en un proyecto de arte por 3 horas, por 10 clases

### HORARIO DE PROGRAMAS

Los cursos de verano se reúnen todos los días, por 2.5 horas, de lunes a viernes. Cursos duran 2 semanas, y son 10 sesiones de clases en total.

- Sesión 1 comienza el lunes, 25 de junio y continúa hasta el viernes, 6 de julio\*
- Sesión 2 comienza el lunes, 9 de julio y continúa hasta el viernes, 20 de julio
- Sesión 3 comienza el lunes, 23 de julio y continúa hasta el viernes, 3 de agosto

*\* No habrá clases el miércoles, 4 de julio. Marwen estará cerrado en observación del día.*

### PÓLIZA DE ASISTENCIA

- Asistencia a todas las clases programadas es obligatoria.
- Si no asiste una clase programada o si llega más de 30 minutos tarde, se marcará como ausente.
- Si está ausente para más de dos clases en un curso de 10 días, no se le permitirá regresar a ese curso por el resto del semestre.
- Es su responsabilidad comunicarse con Marwen sobre sus razones por estar ausente.
- Si repetidamente son retirados de su cursos debido a ausencias, pueden perder sus privilegios de inscripción o ser requerido tomar un semestre libre antes de regresar.

### CRÉDITO DE ENRIQUECIMIENTO

¿Necesita crédito de enriquecimiento para la escuela? Las registradoras de Marwen estarán encantadas de proporcionarle una carta, ó transcripción y completar cualquier formulario que necesite para recibir crédito de enriquecimiento por su participación en nuestros programas. Los formularios deben ser provistos a las registradoras.



## ORIENTACIÓN Y INSCRIPCIONES DE ESTUDIANTES NUEVOS

**SÁBADO, 9 DE JUNIO DE 2018**

**GRADOS 6 – 8 | 10 AM**

**GRADOS 9 – 12 | 2 PM**

Para inscribirse en su primer curso de Marwen, estudiantes nuevos tienen que asistir una sesión de orientación el sábado, 9 de junio, acompañados por sus padres o un tutor legal. Si acompañamiento de sus padres es un problema, por favor llame al 312.374.2971. La orientación dura aproximadamente dos horas. Es importante llegar temprano para su sesión de orientación; los cursos se llenan en un primer llegado, primer servido! No se permite el ingreso tarde.

Si no puede asistir a la orientación, llame al 312.374.2971 para hacer una cita.

## INSCRIPCIONES PARA ESTUDIANTES REGRESANDO

**MIÉRCOLES, 2 DE MAYO DE 2018 | 3 PM**

Regístrese la página web: [registration.marwen.org](http://registration.marwen.org)

Regístrese temprano — ¡los cursos se llenan rápidamente! Todas las aplicaciones deben ser enviadas por nuestra página web de registración. Si olvidó su contraseña, haga clic en "Forgot your password?" Si olvidó el nombre de usuario o la dirección de correo electrónico asociada con su cuenta, comuníquese con las registradoras. Una vez que haya iniciado, podrá actualizar su información personal, seleccionar cursos y enviar su solicitud. Si no tiene acceso a una computadora, puede usar las computadoras disponibles en Marwen.

### ¿PREGUNTAS?

Póngase en contacto con las registradoras:

Barbara

[bbanda@marwen.org](mailto:bbanda@marwen.org)

312.374.2971

Karen

[kquinteros@marwen.org](mailto:kquinteros@marwen.org)

312.374.2911







# COURSES FOR 6 - 8 GRADERS

SESSION 1 Monday, June 25 - Friday, July 6				
10 AM - 12:30 PM	<b>RECORDING SESSIONS: INTRO TO STORYTELLING</b> Davy Walker Studio 1	<b>COMICS JAM!</b> Lilli Carré Studio 3	<b>GOLDEN PORTRAITS: INTRO TO OIL PAINTING</b> Wisdom Baty Studio 4	<b>BURST OF COLOR: DRAWING EXPLORATIONS</b> Mel Cook Studio 7
1:30 - 4 PM	<b>HIDDEN STORIES: DARKROOM PHOTOGRAPHY</b> Suzie Makol Studio 2	<b>REALISM MADE SIMPLE: DRAWING FIGURES</b> Gabriel Andres Studio 3	<b>ADVENTURE TIME: INTRO TO SCULPTURE</b> Gwendolyn Terry Studio 5	<b>PLUSH MONSTERS: COMICS, BUTTONS, &amp; STICKERS</b> William Estrada Studio 8
SESSION 2 Monday, July 9 - Friday, July 20				
10 AM - 12:30 PM	<b>CHICAGO NEIGHBORHOODS: PHOTO EXPLORATIONS</b> Phil Dembinski Studio 2	<b>SCULPTURAL MOSAICS</b> Kat Powers Studio 5	<b>URBAN GARDENS: CERAMIC VESSELS</b> Jennifer Kaplan Studio 6	<b>DRAWING FROM FABRIC: PATTERN DESIGN</b> Liam O'Connor Studio 8
1:30 - 4 PM	<b>COLORFUL PORTRAITS: INTRO TO DIGITAL PHOTOGRAPHY</b> Liliana Alfaro Studio 1	<b>THE MOVING IMAGE: DARKROOM EXPLORATIONS</b> Kioto Aoki Studio 2	<b>SEW MUCH FUN</b> Nora Renick-Rinehart Studio 8	
SESSION 3 Monday, July 23 - Friday, August 3				
10 AM - 12:30 PM	<b>MAGIC &amp; MYSTERY: ANIMATING YOURSELF</b> Jesse Avina Studio 1	<b>NEXT STEPS: ADVANCED COMICS</b> Adam Fotos Studio 3	<b>HIDDEN TREASURES: CERAMIC EXPLORATIONS*</b> Liz McCarthy Studio 6 <i>*This course is all day</i>	
1:30 - 4 PM	<b>BLUE PRINTS: INTRO TO CYANOTYPE</b> Jess Leonard Studio 2	<b>SPEED DRAWING!</b> Keaton Bell & Alex Goldin Studio 4		



# COURSES FOR 9 - 12 GRADERS

SESSION 1 Monday, June 25 - Friday, July 6				
10 AM - 12:30 PM	<b>DOLLAR OR LESS: INTRO TO BLACK &amp; WHITE PHOTOGRAPHY</b> Justin Nalley Studio 2	<b>DECKED OUT: INTRO TO GRAFFITI</b> James Jankowiak Studio 5	<b>CLAY GAMES: CERAMIC EXPLORATIONS</b> Levi Yastrow Studio 6	
1:30 - 4 PM	<b>NEXT STEPS: ADVANCED DIGITAL PHOTOGRAPHY</b> Phil Dembinski Studio 1	<b>ANIMATING PAINT</b> Ian Sonsyadek & Chelsea Welch Studio 4	<b>DRAW FROM LIFE: PORTFOLIO PREP</b> Nicole Mauser Studio 7	
SESSION 2 Monday, July 9 - Friday, July 20				
10 AM - 12:30 PM	<b>DIGITAL MEDIA RUN-DOWN</b> Julia Mellen Studio 1	<b>FIGURE SKETCHING FOR COMICS</b> Meredith Leich Studio 4	<b>ACTIVIST PATCHES: INTRO TO PRINTMAKING</b> Nora Renick-Rinehart Studio 7	
1:30 - 4 PM	<b>NEXT STEPS: FASHION ILLUSTRATION</b> DJ DeGayner Studio 3	<b>BE SHAMELESS! PORTRAIT PAINTING</b> Carris Adams Studio 4	<b>HANDBUILT ANIMATION: CHARACTER DESIGN</b> Andra Helton Studio 5	
				<b>FLIP SIDE: INTAGLIO PRINTMAKING</b> Liana Faletto Studio 7
SESSION 3 Monday, July 23 - Friday, August 3				
10 AM - 12:30 PM	<b>PINHOLE CAMERAS: DARKROOM PHOTOGRAPHY</b> Eileen Mueller Studio 2		<b>FIELD STUDIES: NATURE UP CLOSE*</b> Lyndsey Murphree Studio 5 <i>*This course is all day</i>	
1:30 - 4 PM	<b>AROUND TOWN: DIGITAL PHOTOGRAPHY</b> Alexis Ellers Studio 1			
		<b>SKETCH, CREATE, REPEAT: PORTFOLIO PREP</b> Lauren Jackson Studio 7		

# 6 - 8 COURSE DESCRIPTIONS

## SESSION 1 | 10 AM - 12:30 PM

### RECORDING SESSIONS: INTRO TO STORYTELLING

Davy Walker | Studio 1

Explore the world through sound! From podcasts to music videos, sound is a part of everyday life. Discover how sound is used in art, film, music, and more. Then learn sound design using recording devices and editing software to tell your own stories.

### COMICS JAM!

Lilli Carré | Studio 3

Explore different storytelling methods for creating comics. Start with a punchline and work backwards, or write from the perspective of a banana being peeled! Each day is a new technique that, together, will create a book of wild and funny comics.

### GOLDEN PORTRAITS: INTRO TO OIL PAINTING

Wisdom Baty | Studio 4

Learn techniques to paint realistic faces and dynamic portraits. Bring in pictures of friends or family or use images of your favorite role models or celebrities, then transform them through elaborate ornamentation, including using gold leaf!

### BURST OF COLOR: DRAWING EXPLORATIONS

Mel Cook | Studio 7

Explore the world of color and bring new dimension to your drawings. Play with cut paper to create colorful still life compositions, learn color pencil techniques, and venture into watercolor and acrylic paint to make your artwork pop!

## SESSION 1 | 1:30 - 4 PM

### HIDDEN STORIES: DARKROOM PHOTOGRAPHY

Suzie Makol | Studio 2

Explore photography's ability to capture hidden stories or reveal things that cannot be seen. Learn the basics of analog black and white photography and experiment with techniques like drawing on negatives to create unique darkroom photographs.

### REALISM MADE SIMPLE: DRAWING FIGURES

Gabriel Andres | Studio 3

Want to sharpen your drawing skills? Learn techniques to develop your portrait and figure drawing skills to create realistic images. Then translate your new skills onto your paintings, comic character designs, and other forms of art.

### ADVENTURE TIME: INTRO TO SCULPTURE

Gwendolyn Terry | Studio 5

Do you like choose your own adventures games? Create unusual sculptures using prompts where each choice builds off the other and leads to unexpected results. Play and experiment while learning building techniques to create freestanding structures.

### PLUSH MONSTERS: COMICS, BUTTONS, & STICKERS

William Estrada | Studio 8

Create a character and story to address a social justice issue that is relevant to you or your community. Then use that character as a jumping off point to create a comic, make buttons and stickers, stencil a t-shirt, and sew your own super plushie!

## SESSION 2 | 10 AM - 12:30 PM

### CHICAGO NEIGHBORHOODS: PHOTO EXPLORATIONS

Phil Dembinski | Studio 2

Get ready to explore Chicago! Travel to neighborhoods outside of Marwen to capture the people and architecture of the city. Explore analog and digital techniques like making pinhole negatives and using digital cameras to make prints in the darkroom.

### SCULPTURAL MOSAICS

Kat Powers | Studio 5

Draw inspiration from nature to create unique mosaic sculptures. Travel to gardens and conservatories to gather ideas and translate them into your own imaginary plants. Learn to break and shape colorful ceramic tiles to create beautiful mosaics.





## URBAN GARDENS: CERAMIC VESSELS

Jennifer Kaplan | Studio 6

Create your own indoor garden by building pots and planters! Explore handbuilding and wheel throwing techniques to create your own one-of-a-kind ceramics. Choose a plant to put in your pot and learn how to grow and care for it.

## DRAWING FROM FABRIC: PATTERN DESIGN

Liam O'Connor | Studio 8

Draw inspiration from the world of fashion and textiles to develop your own pattern designs, drawings, or sculptural forms. Use fabrics and garments as source material to explore new ways of making art you can use towards future fashion projects.

## SESSION 2 | 1:30 - 4 PM

### COLORFUL PORTRAITS: INTRO TO DIGITAL PHOTOGRAPHY

Liliana Alfaro | Studio 1

Create bold, colorful portraits! Learn digital photography, lighting techniques, and photo editing to make your photos pop. Make yourself look like a fashion star on the cover of a magazine or a singer in a music video.

### THE MOVING IMAGE: DARKROOM EXPLORATIONS

Kioto Aoki | Studio 2

Learn about historical tools used to capture the moving image by making optical toys like thaumatropes, zoetropes, and flipbooks. Or draw on film to create cameraless animation. Discover how movement was captured and how it led to film and photo.

### SEW MUCH FUN

Nora Renick-Rinehart | Studio 8

Don't let sewing intimidate you — become a master of the sewing machine! Learn the ins and outs of sewing while building skills that will serve you for years and projects to come. You will sew everything from clothes to tote bags and much more.

## SESSION 3 | 10 AM - 12:30 PM

### MAGIC & MYSTERY: ANIMATING YOURSELF

Jesse Avina | Studio 1

Transform yourself into magical beings using Rotoscope animation. Film a short video of yourself making a gesture then use Photoshop to draw, manipulate, and alter each frame to make lasers shoot out of your eyes or morph into a powerful tiger!

### NEXT STEPS: ADVANCED COMICS

Adam Fotos | Studio 3

Ready to take your comic making skills to the next level? Go beyond character design and explore storyboarding, font, backgrounds, and layout to create a full comic zine to trade.

*Prerequisite: Must have taken 2 comics courses at Marwen.*

## SESSION 3 | 1:30 - 4 PM

### BLUE PRINTS: INTRO TO CYANOTYPE

Jess Leonard | Studio 2

Use sunlight to create stunning prints! Learn how to coat paper, wood, fabric, and other materials, in chemicals that turn blue when exposed to light. Lay objects like flowers or headphones to block the sun to create one-of-kind prints.

### SPEED DRAWING!

Keaton Bell & Alex Goldin | Studio 4

Learn the essentials of quick portraiture in this fast-paced, action-packed course. Discover how to sketch figures and portraits quickly to capture people's likeness, both in the studio and on the street, and fill a sketchbook with your drawings.

## SESSION 3 | 10 AM - 4 PM

### HIDDEN TREASURES: CERAMIC EXPLORATIONS\*

Liz McCathy | Studio 6

Spend the day learning to throw clay on the wheel, hand-build, and use glazes. Visit museums to get first-hand experience of artifacts from past civilizations. Use your ceramic skills to experiment with making these ancient forms your own.

*\*This course is all day.*



# 9 - 12 COURSE DESCRIPTIONS

## SESSION 1 | 10 AM - 12:30 PM

### DOLLAR OR LESS: INTRO TO BLACK & WHITE PHOTOGRAPHY

Justin Nalley | Studio 2

You don't need a lot of money to take exciting photos! Create still life photographs using objects that cost a dollar or less. Learn to operate a digital camera, use natural and artificial light, make digital negatives, and print in the darkroom.

### DECKED OUT: INTRO TO GRAFFITI

James Jankowiak | Studio 5

Gain inspiration from street art, hip hop culture, and contemporary art to develop your own graffiti style. Learn graffiti lettering, drawing, and spray painting techniques and use your refined skills to design your own skateboard deck!

### CLAY GAMES: CERAMIC EXPLORATIONS

Levi Yastrow | Studio 6

Learn how play can lead to works of art! Work with friends or square off against them in competitions to build the tallest coil pot or make the most bowls! Play games as methods for creating clay forms and explore the limits of your imagination.

## SESSION 1 | 1:30 - 4 PM

### NEXT STEPS: ADVANCED DIGITAL PHOTOGRAPHY

Phil Dembinski | Studio 1

Ready to advance your photography skills? Gain a deeper understanding of camera controls, composition, lighting, and advanced photoshop techniques.

*Prerequisite: Must have taken 2 high school photo courses at Marwen.*

### ANIMATING PAINT

Ian Sonsyadek & Chelsea Welch | Studio 4

Make your painting come to life! Create an animation that takes place on your canvas by using technology to capture the process. Use painting techniques, professional cameras, and animation software to turn your painting into an animated story.



## DRAW FROM LIFE: PORTFOLIO PREP

Nicole Mauser | Studio 7

Learn the art of drawing from life, using observational skills and the world around you as inspiration. Brush up on the fundamentals like proportion and value, experiment with different approaches, and create from what you see!

## SESSION 2 | 10 AM - 12:30 PM

### DIGITAL MEDIA RUN-DOWN

Julia Mellen | Studio 1

Want to express yourself through technology? Learn how to let your voice shine by building your own utopian landscape. Work with 3D modeling programs like Blender, Unity, and Sublime Text to create video game environments and interactive websites.

### FIGURE SKETCHING FOR COMICS

Meredith Leich | Studio 4

Bring the people in your comics to life! Strengthen your character skills by focusing on the human figure. Learn about anatomy, the body in motion, and costume and character design by working directly from a model and building from imagination.

### ACTIVIST PATCHES: INTRO TO PRINTMAKING

Nora Renick-Rinehart | Studio 7

Bling out your wardrobe while speaking your mind. Learn printmaking processes to create patches with your favorite saying or to promote a social cause that's important to you. Then add your patch to your jackets, or bookbags, and wear your art!

## SESSION 2 | 1:30 - 4 PM

### NEXT STEPS: FASHION ILLUSTRATION

DJ DeGayner | Studio 3

Ready to advance your fashion illustration skills? Gain a deeper understanding of drawing the body, textures, and materials to create your own fashion designs.

*Prerequisite: Must have taken 2 high school drawing or illustration courses at Marwen.*

### BE SHAMELESS! PORTRAIT PAINTING

Carris Adams | Studio 4

Create a series of self-portraits imagining yourself as a future scientist, writer, pop icon, and more! Explore combining painting, drawing, and non-traditional materials while you merge art and pop culture to take your portraits to the next level.

## HANDBUILT ANIMATION: CHARACTER DESIGN

Andra Helton | Studio 5

Learn how to make armatures, molds, and moveable limbs to create puppet animation in the style of *The Nightmare Before Christmas* or *Coraline*. Create an ultra-realistic or totally fantastical version of yourself, and bring your mini-me puppet to life!

## FLIP SIDE: INTAGLIO PRINTMAKING

Liana Faletto | Studio 7

Learn the basics of intaglio printmaking — a new course at Marwen! If you like to draw or paint, use your skills to explore drypoint, aquatint, or intaglio techniques. Discover how to make multiples of your artwork that you can trade or even sell.

### SESSION 3 | 10 AM - 12:30 PM

## PINHOLE CAMERAS: DARKROOM PHOTOGRAPHY

Eileen Mueller | Studio 2

Construct your own pinhole cameras from scratch using soda cans, cardboard, tape, and other materials. Play and experiment to see how light can create unexpected photographs while learning the basics of darkroom photography.

### SESSION 3 | 1:30 - 4 PM

## AROUND TOWN: DIGITAL PHOTOGRAPHY

Alexis Ellers | Studio 1

Explore the city while developing your photo skills! Learn to operate a digital SLR camera, work with lighting, and edit your photos on the computer using Adobe photo editing programs.

## SKETCH, CREATE, REPEAT: PORTFOLIO PREP

Lauren Jackson | Studio 7

Make art for your portfolio, learn new drawing techniques, and create your own sketchbook! You will also explore art spaces in the city and see how practicing artists turned their creativity into careers.

### SESSION 3 | 10 AM - 4 PM

## FIELD STUDIES: NATURE UP CLOSE\*

Lyndsey Murphree | Studio 5

Spend the day with Marwen while you learn to draw and paint subjects you observe in nature, whether it's a flower, fruit, or pod. Go on field trips to gardens and conservatories to study botanic specimens and create realistic and expressive art!

*\*This course is all day.*



## IMMERSION PROGRAMS

Immersion Programs require an application. **Application deadline is Saturday, April 15.** Applications and more information can be found online at [www.marwen.org/latest-news](http://www.marwen.org/latest-news) and at Marwen's front desk.

## ART AT WORK

June 26 - July 26

Tues, Wed & Thurs | 10 AM - 5 PM

## Grades 11 - 12

Art at Work is an amazing opportunity to have a summer job doing something you love! Get hired and paid for a creative internship in Chicago, attend career development workshops, and meet creative professionals.

Questions? Contact Sarah Atlas at

[satlas@marwen.org](mailto:satlas@marwen.org)

# MARWEN LAB 2018 - 19

Fall 2018 & Spring 2019

Fridays | 5 - 7:30 PM

Marwen Lab is a two-term program for Marwen students who will be in grades 10 - 12 during the 2018 - 19 school year. Work with a community of artist peers, have access to art making resources and teaching artist mentors, to create a body of work.

Questions? Contact Christian Ortiz at

[cortiz@marwen.org](mailto:cortiz@marwen.org)





## HIGH SCHOOL, COLLEGE, AND CAREER SUPPORT

Marwen's College, Career, and Alumni team provides individual counseling, resources, and programs to students, alumni, and families. We work with students as they transition to high school, college, or the workforce to help them identify pathways to reach their goals. Our resources and programs are for everyone, including students who are undocumented, studying art, or pursuing studies and work outside the arts.

La oficina de Universidades y Carreras de Marwen ofrece apoyo para estudiantes y familias en escoger una escuela secundaria, postular a la universidad, o buscar trabajo. Tenemos recursos para estudiantes indocumentados, alumnos interesados en carreras de arte, y estudiantes que quieren estudiar otras especialidades. También ofrecemos consejería y apoyo a estudiantes recién graduados de la escuela secundaria.

### PIZZA WITH VANESSA & LAUREN


Thursday, July 5, July 19 & August 2 | 12:30 - 1:30 PM

Grades 6 - 12

Learn about all the resources and support Marwen's College, Career, and Alumni team offers by grabbing a slice of pizza and meeting them! This open discussion is available to all Marwen students.



Have a question or  
want to set up an  
appointment?  
Contact Vanessa at  
[vfarías@marwen.org](mailto:vfarías@marwen.org)  
or 312.374.2949  
Se habla español.



## FREE EVENTS AT MARWEN

Events are free and open to the public — students, families, and friends are welcome to attend.

### MARWEN LAB EXHIBITION

June 21 - August 3, 2018

Exhibition Celebration:

Thursday, June 21 | 5 - 7 PM

### FAMILY FEST

Friday, August 10 | 4 - 7 PM

### SUMMER TERM EXHIBITION

September 21 - October 21, 2018

Exhibition Celebration:

Friday, September 21 | 5 - 7 PM


### A MESSAGE TO STUDENTS AND FAMILIES:

Marwen is a safe space where all are welcome no matter your gender identity, sexual orientation, immigration status, ethnic background, or religious beliefs. We are here to honor and celebrate each other's humanity through the arts.

### UN MENSAJE PARA LOS ESTUDIANTES Y LAS FAMILIAS DE MARWEN:

Marwen es una organización y un espacio donde todos son bienvenidos. No importa el género con que se identifiquen, su orientación sexual, su país de nacimiento, ciudadanía, o sus creencias religiosas; nosotros estamos aquí para proveer una comunidad donde celebramos la humanidad de cada persona a través del arte.





We hope to see  
**YOU** this summer  
at Marwen!

**QUESTIONS?**

Contact our registrars,  
se habla español:

Barbara at

[bbanda@marwen.org](mailto:bbanda@marwen.org)

312.374.2971

Karen at

[kquinteros@marwen.org](mailto:kquinteros@marwen.org)

312.374.2911

**MARWEN FAMILIES SUPPORT MARWEN**

Each year, Marwen provides nearly 1,000 young people with high-quality visual art, college planning, and career preparation experiences. We are proud to be able to provide these opportunities free-of-charge thanks to broad support. Marwen families can provide an essential foundation to this support by making a donation in the suggested amount of \$25 per student. Gifts at all levels are greatly appreciated.

**THANK YOU** for your generous support.  
We couldn't do what we do without you.



SURDNA FOUNDATION



Allstate

Paul M. Angell Family Foundation

Anonymous Foundation

The ATHENA Fund

Bank of America

The Chicago Community Trust

Chicago Department of Family and Support Services

The Crown Family

Dan J. Epstein Family Foundation

Exelon

The Field Foundation of Illinois

The Judy Family Foundation

James P. and Brenda S. Grusecki Family Foundation

The Joyce Foundation

The Leo S. Guthman Fund

Lloyd A. Fry Foundation

The Harvey L. Miller Family Foundation

Prince Charitable Trusts

Polk Bros. Foundation

The REAM Foundation

The Siragusa Family Foundation

Topfer Family Foundation

Northern Trust

# Marwen

833 North Orleans Street  
Chicago IL 60610

**FREE ART  
PROGRAMS!**

## SUMMER 2018 AT Marwen

### HOW TO VISIT US

Marwen is located at 833 North Orleans Street.

#### BY TRAIN

Take the Brown Line to the Chicago stop and walk one block west on Chicago to Orleans. Walk one block north on Orleans to Marwen.

OR

Take the Red line to the Chicago and State stop and walk six blocks west on Chicago or take the #66 bus (see below) to Orleans Street. Walk one block north on Orleans to Marwen.

#### BY BUS

Take the #66 Chicago Avenue bus and get off at Orleans Street. Walk one block north on Orleans to Marwen.

Questions? Contact our registrars, se habla español:

Barbara at [bbanda@marwen.org](mailto:bbanda@marwen.org), 312.374.2971

Karen at [kquinteros@marwen.org](mailto:kquinteros@marwen.org), 312.374.2911

[www.marwen.org](http://www.marwen.org)

